



Technical Bulletin

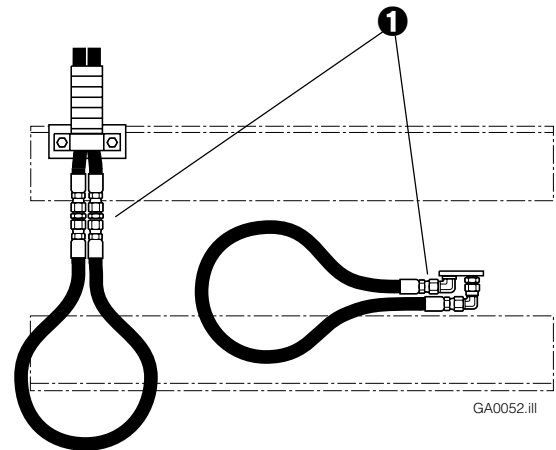
55E Sideshifter Elimination of "Banging" Noise

This sheet describes the procedure to bleed the air out of E-Series sideshifter supply lines. This eliminates the "banging" noise caused when the cylinder rod impacts the end bars of the sideshift carriage.

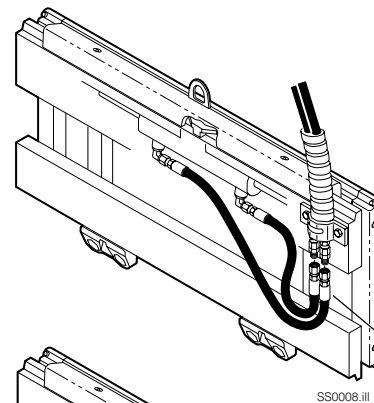


WARNING: Before removing any hoses or tubes, relieve pressure in the hydraulic system. With the truck off, open the truck auxiliary control valve(s) several times in both directions.

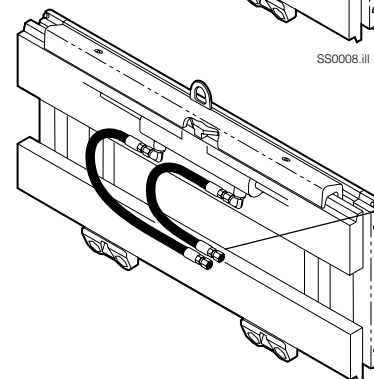
- 1 Disconnect the hoses to the sideshift cylinder at the carriage termination, either from the hose reel or mast internal reeving. Connect truck supply hoses together with union fittings.
- 2 Start the truck and operate the sideshift control valve several times in both directions for 60 to 90 seconds to allow all air to be cleared from the lines.
- 3 Remove the union fittings and reconnect hoses to the sideshift cylinder.
IMPORTANT: Do not let oil drain from the hoses while reconnecting to cylinder.



GA0052.ill



SS0008.ill



SS0007.ill

NOTE: This information should not be interpreted as the basis for warranty claims unless so designated.

cascade

For Technical Assistance and to Order Parts . . .

Call: 1-800-CASCADE (227-2233) or 503-669-6300

FAX: 503-669-6367

Write: Cascade Corporation, PO Box 20187, Portland, OR 97220